



COMCAS 2021 Author Instructions for Manuscript / Summary Submission (Revised, 18 April 2021)

This document provides guidance on the submission of your manuscript or summary to COMCAS 2021. **The deadline for manuscript and summary submissions is 17 July 2021.**

COMCAS 2021 will feature the following awards:

- The Mini-Circuits Harvey Kaylie Best Paper Award
- The Mini-Circuits Harvey Kaylie Best Student Paper Award
- The European Microwave Association (EuMA) Student Paper Awards

To qualify for any of the above awards, a full manuscript of 4 to 6 pages in length must be submitted by 17 July 2021. Papers where the first author is a student can qualify for the Student Paper awards.

The *IEEE Xplore*[®] Digital Library will serve as the official proceedings digest of COMCAS 2021. In view of COVID-19, COMCAS 2021 is instituting a new option where authors may submit a summary paper only. When this option is applied, accepted papers will be published in the USB stick that will be distributed at the conference, but these summary papers will not be published in *IEEE Xplore*. *Those authors desiring to have their manuscript included in the IEEE Xplore official digest must submit a full paper as the initial submission, followed by a final manuscript submission at a later date (10 September 2021, as explained below and assuming the submitted summary was accepted for presentation at COMCAS 2021).* We again emphasize that authors wanting to qualify for a Best Student Paper or Best Paper award must submit a full paper by 17 July 2021.

1. Initial Manuscript or Summary Submission

COMCAS 2021 will follow a two-step paper submission process. For a paper to be published in *IEEE Xplore*, the initial manuscript must be of length of 2 to 6 pages, conforming to one of the provided templates (see Authors Instructions on the COMCAS 2021 website). (If authors wish for their submission to qualify for a Best Paper or Student award, the page count is 4 to 6 pages.) This initial submission will be used to determine suitability of the paper for inclusion in COMCAS 2021. The initial submission can also be a summary paper of one to four pages in length describing what the authors would like to present at COMCAS 2021. Accepted summary papers will be included in the USB digest distributed at the conference, but will not be published in the official COMCAS 2021 digest to be published in *IEEE Xplore*.

Authors of accepted full papers will be requested to submit a final manuscript conforming to the COMCAS 2021 full paper template, which will be due **10 September 2021** (click links in the Authors Instructions web page to obtain the templates). Accepted manuscripts will be published in the *IEEE COMCAS 2021 Proceedings*, which will be made available through *IEEE Xplore*[®] Digital Library.

Please note the following requirements, *which will be strictly enforced*:

1. Submit all manuscripts and summaries to the COMCAS 2021 Manuscript Submission Web Site (link below) for consideration as an oral or poster presentation. Authors desiring to submit more than one paper must repeat the manuscript submission process for each paper. An author may submit up to two papers (see instructions below).
2. File format must be PDF. This will be the only format accepted.



3. Limit the submitted document to 10-Megabyte file size, 2 to 6 pages. *These limits will be strictly enforced.* Remember, to qualify for publication in IEEE Xplore, the minimum initial manuscript length must be 2 pages; to qualify for the Best Paper or Student paper awards, this page count minimum is 4 pages.
4. Be sure to supply all requested information in the manuscript submission process (link provided below).
5. Manuscripts and summaries must be written in English.
6. Full manuscripts must follow the provided templates, which can conform to US or International dimensions (click links in the Authors Instructions web page to obtain the templates). Separate templates are also provided for summary submissions; it is required that summaries follow these templates.
7. Manuscript title, authors, and their affiliations should be clearly stated at the beginning of the manuscript text. This information will also be entered into the manuscript submission system.
8. All submitted initial manuscripts and summaries will be reviewed by the COMCAS Technical Program Committee to determine acceptance of each submission, and whether the submission should be presented in an oral or poster session. Authors of papers accepted for oral or poster presentation will be notified **by 20 August 2021**; notices expressing submission rejections will also be sent at this time.
9. COMCAS 2021 will not accept plagiarized content. This includes re-used content from an author's prior publication in a journal, conference proceeding, or earlier COMCAS event. Plagiarism will be checked for; thus, authors are obliged to submit new content. Likewise, use of content without attribution will be flagged. Such papers risk rejection.

In submitting a manuscript or summary, authors agree that, if their paper is accepted, they will submit a revised final manuscript by 10 September 2021, and that at least one author will register by 10 September 2021 to attend COMCAS 2021 and present the paper or poster. The final manuscript submission will contain corrections or address recommendations pointed out during the paper review. This submission will also provide authors the opportunity to supply additional data, update results, reinforce presented concepts, and provide other information to their initial manuscript.

Additional Information for Manuscript Submission:

- At least one presenter from each accepted contribution must register for the COMCAS 2021 Conference by 10 September 2021 in order to be included in the final program. The final manuscript must likewise have been uploaded into the submission system for publication by the due date for the final manuscript submission. Up to two papers can be covered by a single registration.
- Expenses for travel and attendance including registration fee, are the responsibility of each presenter.
- All papers must be submitted with an IEEE copyright authorization form. This step will apply to the final submission.

2. How to Submit your Initial Summary or Manuscript

A complete submission requires the following actions:

1. Create, proof read, and check the layout of your manuscript or summary. Links to templates providing guidance on the full paper layout are provided in the Authors Instructions page of the COMCAS Website.
2. Convert your document to a PDF file. You may do the conversion to PDF through the IEEE PDF Express system. Instructions are as follows:



- a) Go to the Website <https://ieee-pdf-express.org/> Note this system is different than EDAS and is only used to produce PDF files compatible with EDAS and IEEE publications.
 - b) Enter your email address and password. Use the same information that you used from other conferences (including earlier COMCAS conferences) that make use of PDF Express. If you are new to this system, click the button “Create a New Account”. If you cannot remember your password, click the “Forgot your password?” link.
 - c) Enter **52219X** for the Conference ID.
 - d) Upload your Word, PDF, or other document as instructed into PDF Express. Note you can use PDF Express to clean up PDF documents that might have font and other problems during the submission process.
 - e) After a few minutes the new PDF document will be emailed to you. This new PDF document should be ready and compatible with EDAS and IEEE processes.
3. Go to the COMCAS 2021 Manuscript Submission page (below) to input the required information and upload your manuscript or summary PDF document.

All of these actions must be completed prior to the manuscript submission deadline of 17 July 2021.

3. Step-by-Step Instructions for Manuscript or Summary Submission

NOTE: If you are submitting more than one paper, you will need to repeat the submission process for each paper.

Manuscript and summary submissions are handled through the Editor's Assistant (EDAS) Website. To submit your manuscript, please follow the steps below.

Step 1. Register your submission on the EDAS paper submission system. This is performed by logging onto the following link:

<https://edas.info/N28159>


This link should bring you to a page that looks like this:




EDAS Login for COMCAS 2021

Your email address

Password

If you cannot remember your password, you can  reset your password.

If you do not have an EDAS login, you can  create a new account.

EDAS uses cookies to keep you logged in.

If you have difficulties, please contact help@edas.info. Documentation and other background information can be found [here](#).

EDAS at 172.30.2.244 for 108.6.4.27 (Wed, 24 Feb 2021 03:00:51 +0000 UTC) [User using Win10:Chrome 88.0.0.022/0.283 s] Request help


Once you are at this site, you have the choice of 1) registering as a new author on the EDAS system, or 2) if you have already submitted a paper to the EDAS system for COMCAS 2019, COMCAS 2017, or another conference managed by the EDAS paper submission system, you may simply enter the email address and password that you already used for EDAS. Prior users of EDAS will be able to recall their profile information for the COMCAS document submission. If you forgot your password, reset it as instructed.

If you are using EDAS for the first time, click **create a new account**. You should then see the following screen where you will fill in information about yourself (only part of the screen is shown):



Create new account

Create a new EDAS account:

 Only the fields marked with a red star (name, affiliation, country, email, status) are required. You may skip all other input fields.

| | |
|--|--|
| Name | |
| | *Title <input type="text" value="-- choose salutation --"/> |
| First name (please spell out, i.e., Jane instead of J.) | <input type="text"/> |
| Middle initial, if any | <input type="text"/> |
| *Last name (mixed case, i.e., Smith instead of SMITH) | <input type="text"/> |
| Suffix, such as Jr. or III | <input type="text"/> |
| Affiliation | |
| *Status (for statistics and registration options) | <input type="text" value="-- invalid --"/> |
| *Current affiliation (e.g., University of Testing) or none - do NOT include street address or country | <input type="text"/> |
| Additional affiliation (e.g., XYZ Company) | <input type="text"/> |
| Country of second affiliation, if different (rarely used) | <input type="text" value="--"/> |
| Job title (e.g., Associate Professor, Senior Wizard, Research assistant) | <input type="text"/> |
| Department | <input type="text"/> |
| Mailing address | |
| Room | <input type="text"/> |

Be sure to enter the information into the fields marked with a red *. If there are multiple authors, the information about the additional authors can be entered later, as described below.

After you fill out the above form, at the bottom of the form's page click the EDAS privacy box then click the "Add this person" button as shown below. You will then be sent to the following screen below. Depending on the information that you provided, EDAS might display a list of similar names. This is to make sure that the author's information that was just now entered does not correspond to that of a different EDAS user. If the author believes that his/her name corresponds to a name in the list, click that name. Otherwise, go to the bottom of the page, click the "This is not a duplicate" box then click the button "Add this person."



Create new account



The following EDAS users with similar names exist already. Please use one of the existing entries if it is the same person. If not, check the 'This is not a duplicate' box at the bottom of the list. **Do not create a new entry if the person is now at a different institution or has a different email address; rather, ask the individual to update his or her EDAS record.**

| EDAS ID | Name (show) | Affiliation | Email (partial) |
|---------|-------------|--|-----------------|
| 1839919 | Craig Doe | none | ...com |
| 1520022 | Daniel Doe | University of Southern California | ...mail.com |
| 1477074 | James Doe | Ministry of Silly Walks | ...com |
| 8633 | Jane Doe | Nowhere University | ... |
| 1729558 | Jane Doe | UMC | ...g |
| 196519 | Jane Doe | Stanford | ... |
| 265103 | Jane Doe | SMPTE | ... |
| 1157247 | Jane Doe | Universidad Distrital Francisco Jose de Caldas | ...a.edu |
| 1589546 | John Doe | University of Testing | ... |
| 229233 | John Doe | University of Universe | ...il.org |
| 1470641 | John Doe | University of the West | ...com |
| 1014901 | John Doe | KAIST EE | ... |
| 1397850 | John Doe | TU Darmstadt | ... |

This is not a duplicate

Add this person

Once you add yourself as the owner of a new EDAS account, you should see the following screen:

Create new account

Checking email address by contacting the gmail.com. email server. This may take several minutes if the person's email server is slow. Do not resubmit request.
Trying gmail-smtp-in.1.google.com
[redacted]@gmail.com verified with sender bounce@edas.info.

For security reasons and to allow conflict-of-interest checking, anonymous email domains are discouraged. Please use a company, university, ACM or IEEE email address. If that is not possible, contact EDAS help.

Instructions for setting up the password were mailed to [redacted]20@gmail.com. Once you receive it and create your password, you can [login](#).

EDAS at 172.30.0.206 (Fri, 17 Feb 2017 04:18:29 +0000 UTC) [User 0 using Win10\Firefox 0.0 unknown 0.04410.512 s] [Request help](#)

When authors make use of email addresses from Gmail, Yahoo, Microsoft, and other popular email services, the EDAS system displays the warning in the above screenshot. You may ignore this warning.

Step 2. Receive welcome email.

Following the entry of the author information, you will receive a welcome email from the EDAS system, confirming your identity and a link to set the password. If you do not receive this email, please be sure to check your spam folder. Once you establish your password, your EDAS account will be ready to begin the paper submission process.



Step 3. Register your paper.

You may now return to the email you initially received and click the link "register your paper". If you already have an EDAS account, you can go directly to <http://edas.info/N28159> to register your paper. (This same address can also be used to go back to your paper entry to make changes, which is described later in this document.) You will then see the following page, where you will be given a list of conference tracks, one of which you will chose to have your paper presented:

Register a paper for 2021 IEEE International Conference on Microwaves, Antennas, Communications and Electronic Systems (COMCAS)

Register a paper for 2021 IEEE International Conference on Microwaves, Antennas, Communications and Electronic Systems (COMCAS)

Click on the name of the track to submit a paper; tracks without links are not accepting submissions at this time.

| Conference | Track (submit) | Description | Register paper by | Review manuscript due |
|-------------|--|---|---------------------------|---------------------------|
| COMCAS 2021 | Antennas, Propagation, and Scattering | | May 14, 2021 20:52:59 EDT | Jul 16, 2021 20:52:59 EDT |
| COMCAS 2021 | Biomedical Engineering | | May 14, 2021 20:52:59 EDT | Jul 16, 2021 20:52:59 EDT |
| COMCAS 2021 | Communications and Sensors | | May 14, 2021 20:52:59 EDT | Jul 16, 2021 20:52:59 EDT |
| COMCAS 2021 | Invited and Other Special Sessions Track | This track is reserved for invited speakers, special session, and other papers or presentations that do not require review. | May 14, 2021 20:52:59 EDT | Jul 16, 2021 20:52:59 EDT |
| COMCAS 2021 | Microwave Systems, Radar, Acoustics | | May 14, 2021 20:52:59 EDT | Jul 16, 2021 20:52:59 EDT |

Note: not all of the COMCAS 2021 conference tracks are shown in the above screen shot.

Click the appropriate subject track for your paper (in the column "Track") in the above list (e.g., "Communications and Sensors"), then you will be brought to a screen resembling the following:



Register a paper for 2021 IEEE International Conference on Microwaves, Antennas, Communications and Electronic Systems (COMCAS): Communications and Sensors

Register paper Add authors Upload review manuscript

*Title of paper

*Keyword 1 (required)

Keyword 2 (optional)

Keyword 3 (optional)

Keyword 4 (optional)

Keyword 5 (optional)

Keyword 6 (optional)

Keyword 7 (optional)

Keyword 8 (optional)

Keyword 9 (optional)

Keyword 10 (optional)

Do you want your paper to qualify for COMCAS 2021 Best Paper Award?

Please choose if this is a student or regular manuscript (choose only one):

Poster or Paper?

Will you only be submitting a summary paper, or a full manuscript?

*Paper abstract (between 100 and 150 words)

Language

*Topics (choose between 1 and 3)

- 5G systems & millimeter wave propagation
- AI, Machine Learning, Deep Learning in Communications and Sensors
- Cognitive Radio & Spectral Sharing
- Communications Security
- First Responder/Military Communications
- Green Communication
- Internet of Things
- Long Range Low Power Networks
- Micro/Pico/Femtocell Devices and Systems
- MIMO & Space-Time Coding Techniques
- Modulation & Signal Processing Technologies
- On-Body and Short Range Communications
- Radio over Fiber & Optical/Wireless Convergence
- Sensor Networks and Technologies
- Software-Defined Radio & Multiple Access
- Big Data in Communication Networks
- Beyond 5G - Systems & Technologies

Add yourself as author (you can add others later)

* denotes required field

Be sure to enter the unique title of the manuscript, along with keywords or keyword expressions in the boxes that follow, and the abstract (100 to 150 words). *The title entered on this web page must match the title in the submitted document.* Please double check for this match, otherwise it will be flagged later in the paper preparation process.

Just above the Abstract text you will find three drop-down boxes to select:

- **Best Conference Paper Award** qualification,
- **Student** or **Regular** paper,
- **Poster** or **Oral** presentation,
- **Full Manuscript** or **Summary**.

If you wish to have your paper qualify for Best Conference Paper Award, be sure to select the drop down box that says **Yes**. If you desire for the paper to be entered into the Best Student Paper contest, be sure to select the box for **Student**. In this case it is expected that the student is the only author, or a co-author, of the paper. The next drop-down is **Oral** or **Poster**; select your preference. Usually the selection of **Poster** is granted in the conference planning. If **Oral** is selected, the COMCAS review staff will try to honor this request, but it might later be scheduled as a Poster depending on time and space availa-



bility and the nature of the paper. Finally, you must select the option for **Full Manuscript** submission or **Summary Only**. **Summary Only** notifies the COMCAS 2021 organizers that you do not intend on submitting a full manuscript and that your paper will not be published in the IEEE Xplore COMCAS 2021 digest.

Next, you may select the type of English (US, English, Canadian); the choice impacts how the spelling checker operates.

Next, select at least one check box corresponding to the topic of your manuscript. This will enable the COMCAS team to assign the appropriate reviewers and session to your submission. You may check up to three boxes if you believe the subject matter of your paper spans multiple fields. If you are an author, be sure to check the "Add yourself as author" button, then click the Submit button. Note additional authors can be added later, as described in Step 4.

The next screen should resemble the following (assuming no errors in your abstract, such as if it is too long, too short, contains spelling errors, etc.):

| Property | Change Add | Value | | | | | | | | | | | | | | | | | | | | |
|----------------------|--------------------------|---|--------------------------|------|------------------------------|-------|---------|------------------------------|--------|---------|-------|--------|---|-------------|---------|--------------------------|--|-------------------------|--|-----|--|--|
| Conference and track | | 2021 IEEE International Conference on Microwaves, Antennas, Communications and Electronic Systems (COMCAS) - Communications and Sensors | | | | | | | | | | | | | | | | | | | | |
| Authors | <input type="checkbox"/> | <table border="1"> <thead> <tr> <th>Drag to change order</th> <th>Name</th> <th>ID</th> <th>Edit</th> <th>Flag</th> <th>Affiliation (edit for paper)</th> <th>Email</th> <th>Country</th> <th>Email</th> <th>Delete</th> </tr> </thead> <tbody> <tr> <td>#</td> <td>John J. Doe</td> <td>1649134</td> <td><input type="checkbox"/></td> <td></td> <td>Eastern University, USA</td> <td></td> <td>USA</td> <td></td> <td></td> </tr> </tbody> </table> | Drag to change order | Name | ID | Edit | Flag | Affiliation (edit for paper) | Email | Country | Email | Delete | # | John J. Doe | 1649134 | <input type="checkbox"/> | | Eastern University, USA | | USA | | |
| Drag to change order | Name | ID | Edit | Flag | Affiliation (edit for paper) | Email | Country | Email | Delete | | | | | | | | | | | | | |
| # | John J. Doe | 1649134 | <input type="checkbox"/> | | Eastern University, USA | | USA | | | | | | | | | | | | | | | |
| Title | <input type="checkbox"/> | Your New Paper Here | | | | | | | | | | | | | | | | | | | | |
| Abstract | <input type="checkbox"/> | Sed ut perspiciatis unde omnis iste natus error sit voluptatem accusantium doloremque laudantium, totam rem aperiam, eaque ipsa quae ab illo inventore veritatis et quasi architecto beatae vitae dicta sunt explicabo. Nemo enim ipsam voluptatem quia voluptas sit aspernatur aut odit aut fugit, sed quia consequuntur magni dolores eos qui ratione voluptatem sequi nesciunt. Neque porro quisquam est, qui dolorem ipsum quia dolor sit amet, consectetur, adipisci velit, sed quia non numquam eius modi tempora incidunt ut labore et dolore magnam aliquam quaerat voluptatem. Ut enim ad minima veniam, quis nostrum exercitationem ullam corporis suscipit laboriosam, nisi ut aliquid ex ea commodi consequatur? Quis autem vel eum iure reprehenderit qui in ea voluptate velit esse quam nihil molestiae consequatur, vel illum qui dolorem eum fugiat quo voluptas nulla pariatur? | | | | | | | | | | | | | | | | | | | | |
| Keywords | <input type="checkbox"/> | 5G; RF Sensing; Low Power | | | | | | | | | | | | | | | | | | | | |
| BestConfPaper | <input type="checkbox"/> | Yes | | | | | | | | | | | | | | | | | | | | |
| Student/Regular | <input type="checkbox"/> | Student | | | | | | | | | | | | | | | | | | | | |
| Poster/Paper | <input type="checkbox"/> | Oral | | | | | | | | | | | | | | | | | | | | |
| Manuscript/Summary | <input type="checkbox"/> | Full Manuscript | | | | | | | | | | | | | | | | | | | | |
| Topics | <input type="checkbox"/> | 5G systems & millimeter wave propagation; Long Range Low Power Networks; Sensor Networks and Technologies | | | | | | | | | | | | | | | | | | | | |
| Status | <input type="checkbox"/> | Pending (no manuscript) | | | | | | | | | | | | | | | | | | | | |
| Revised manuscript | <input type="checkbox"/> | Can upload pages (track) until Se | | | | | | | | | | | | | | | | | | | | |
| Final manuscript | <input type="checkbox"/> | Can upload pages (track) until Se | | | | | | | | | | | | | | | | | | | | |
| Review manuscript | <input type="checkbox"/> | Can upload pages (track) until Jul | | | | | | | | | | | | | | | | | | | | |

Step 4. Adding more authors.

The above page contains various buttons and parameters that enable you to control the information in your submission. If you wish to add more authors to the submission, simply click the + box in the Authors row. At this point, enter the email address of the additional author. This should be an email address already registered in the EDAS system. If so, a list of possible co-author names is provided in a menu for you to select from. Otherwise, this email address can be that of a new author who has not used EDAS before. For a new author, enter the information asked for. Once you believe that the corresponding information in the screen is correct, hit the button "Add this person". You will then see a screen including the additional author. Repeat this process to add more authors. *Please do not assign more than ten authors to any one paper.* At this point you may also edit the paper Title, Abstract, Keywords, and other parameters.

Step 5. Uploading the manuscript or summary document.

Once you are ready, you may upload the manuscript or summary document by scrolling downward the above screen. Select the file you want to upload from your computer by hitting "Choose File". You will then see the following screen with the selected filename next to the "Choose File" button. This indicates that the file was successfully loaded. If you do not see the file name here, try to upload the file again.



ALL FILES MUST BE IN PDF. DO NOT UPLOAD WORD, LaTeX, POWERPOINT OR FILES IN OTHER FORMATS.

Register paper Add authors Upload review manuscript

You can now upload your **review manuscript** for Your New Paper Here until [redacted].

You can upload the following file types: PDF.

To convert other file formats, such as Microsoft Word, to PDF, you can use online services. Examples include Adobe PDFonline or FreePDFConvert. There is also free or cheap software that installs as a printer driver and performs that conversion, including PrimoPDF.

Files larger than 1 GB need to be uploaded via Google Drive or Dropbox links.

The file you are uploading should not be longer than 8 pages.

Send email notification to authors

File name No file chosen

or, alternatively, URL for file (e.g., Dropbox, Box or Google Drive; do not use directory URLs)

Once you hit the Upload PDF button, you will see the following screen:

| Property | Change Add | Value | | | | | | | | | | | | | | | | | | | | |
|----------------------|----------------------------------|---|--|----------------------------------|----------------------------------|------------|-------------------------------|------------------------------|----------------------------------|---------|--------|--|----------------------------------|----------------------------------|---------|----------------------------------|----------------------------------|-------------------------|------------|----|-----|----------------------------------|
| Conference and track | | 2021 IEEE International Conference on Microwaves, Antennas, Communications and Electronic Systems (COMCAS) - Communications and Sensors | | | | | | | | | | | | | | | | | | | | |
| Authors | <input type="button" value="⊕"/> | <table border="1"> <thead> <tr> <th>Drag to change order</th> <th>Name</th> <th>ID</th> <th>Edit</th> <th>Flag</th> <th>Affiliation (edit for paper)</th> <th>Email</th> <th>Country</th> <th>Email</th> <th>Delete</th> </tr> </thead> <tbody> <tr> <td>#</td> <td>John J. Doe</td> <td>1649134</td> <td><input type="button" value="✎"/></td> <td><input type="button" value="⚑"/></td> <td>Eastern University, USA</td> <td>[redacted]</td> <td>om</td> <td>USA</td> <td><input type="button" value="✖"/></td> </tr> </tbody> </table> | Drag to change order | Name | ID | Edit | Flag | Affiliation (edit for paper) | Email | Country | Email | Delete | # | John J. Doe | 1649134 | <input type="button" value="✎"/> | <input type="button" value="⚑"/> | Eastern University, USA | [redacted] | om | USA | <input type="button" value="✖"/> |
| Drag to change order | Name | ID | Edit | Flag | Affiliation (edit for paper) | Email | Country | Email | Delete | | | | | | | | | | | | | |
| # | John J. Doe | 1649134 | <input type="button" value="✎"/> | <input type="button" value="⚑"/> | Eastern University, USA | [redacted] | om | USA | <input type="button" value="✖"/> | | | | | | | | | | | | | |
| Title | <input type="button" value="✎"/> | Your New Paper Here | | | | | | | | | | | | | | | | | | | | |
| Abstract | <input type="button" value="✎"/> | Sed ut perspiciatis unde omnis iste natus error sit voluptatem accusantium doloremque laudantium, totam rem aperiam, eaque ipsa quae ab illo inventore veritatis et quasi architecto beatae vitae dicta sunt explicabo. Nemo enim ipsam voluptatem quia voluptas sit aspernatur aut odit aut fugit, sed quia consequuntur magni dolores eos qui ratione voluptatem sequi nesciunt. Neque porro quisquam est, qui dolorem ipsum quia dolor sit amet, consectetur, adipisci velit, sed quia non numquam eius modi tempora incidunt ut labore et dolore magnam aliquam quaerat voluptatem. Ut enim ad minima veniam, quis nostrum exercitationem ullam corporis suscipit laboriosam, nisi ut aliquid ex ea commodi consequatur? Quis autem vel eum iure reprehenderit qui in ea voluptate velit esse quam nihil molestiae consequatur, vel illum qui dolorem eum fugiat quo voluptas nulla pariatur? | | | | | | | | | | | | | | | | | | | | |
| Keywords | <input type="button" value="✎"/> | 5G; RF Sensing; Low Power | | | | | | | | | | | | | | | | | | | | |
| BestConfPaper | <input type="button" value="✎"/> | Yes | | | | | | | | | | | | | | | | | | | | |
| Student/Regular | <input type="button" value="✎"/> | Student | | | | | | | | | | | | | | | | | | | | |
| PosterPaper | <input type="button" value="✎"/> | Oral | | | | | | | | | | | | | | | | | | | | |
| Manuscript/Summary | <input type="button" value="✎"/> | Full Manuscript | | | | | | | | | | | | | | | | | | | | |
| Topics | <input type="button" value="✎"/> | 5G systems & millimeter wave propagation; Long Range Low Power Networks; Sensor Networks and Technologies | | | | | | | | | | | | | | | | | | | | |
| Status | <input type="button" value="⊕"/> | Active (has manuscript) | | | | | | | | | | | | | | | | | | | | |
| Revised manuscript | <input type="button" value="☁"/> | Can upload pages (track) until Sep [redacted] | | | | | | | | | | | | | | | | | | | | |
| Final manuscript | <input type="button" value="☁"/> | Can upload pages (track) until Sep [redacted] | | | | | | | | | | | | | | | | | | | | |
| Review manuscript | <input type="button" value="☁"/> | Can upload pages (track) until Jul 1 [redacted] | | | | | | | | | | | | | | | | | | | | |
| | | <table border="1"> <thead> <tr> <th>Document (show)</th> <th>Pages</th> <th>File size</th> <th>Changed</th> <th>Check format / Report problem</th> <th>Delete</th> </tr> </thead> <tbody> <tr> <td>pdf</td> <td>1</td> <td>38.547</td> <td>Feb 23, 2021 23:49:28 America/New_York</td> <td><input type="button" value="⚑"/></td> <td><input type="button" value="✖"/></td> </tr> </tbody> </table> | Document (show) | Pages | File size | Changed | Check format / Report problem | Delete | pdf | 1 | 38.547 | Feb 23, 2021 23:49:28 America/New_York | <input type="button" value="⚑"/> | <input type="button" value="✖"/> | | | | | | | | |
| Document (show) | Pages | File size | Changed | Check format / Report problem | Delete | | | | | | | | | | | | | | | | | |
| pdf | 1 | 38.547 | Feb 23, 2021 23:49:28 America/New_York | <input type="button" value="⚑"/> | <input type="button" value="✖"/> | | | | | | | | | | | | | | | | | |

Remember, the EDAS system creates many types of warnings. One way to prevent unnecessary warnings is to be sure that you had entered in EDAS' Manuscript Submission process a paper title that matches the title contained in your manuscript.

Step 7. Completing the submission and making further changes.

The above steps complete the Manuscript or Summary Submission process. At this point you may click the drag down menu item "Logout" from the top-level Home menu item.

If you need to return to the Submission Management page (which resembles the above screenshot), simply log into your account at <http://edas.info/N28159> and select the appropriate menu item. This enables you to re-upload your manuscript (if you made changes to it), add authors, change author information, change topic, edit abstract, etc. You can upload your modified manuscript by clicking the cloud icon near the lower left of the screenshot of the screen above.



If you need additional information about the EDAS system, please refer to the following links:

<https://edas.info/doc/newUser.html>

<https://edas.info/doc/authors.html>

In conclusion

We hope that you find the submission process easy. We look forward to seeing you at COMCAS 2021!

Best Regards,

Amir Boag, *Technical Program Chair, COMCAS2021 Technical Program Committee*

Ben Epstein, *Publications Chair, COMCAS2021*

Shmuel Auster, *Conference Chair, COMCAS2021*