

## COMCAS 2019 Author Instructions for Manuscript Submission

This document provides guidance on the submission of your Manuscript to COMCAS 2019. **The deadline for Manuscript submissions will be in mid-September 2019. Please consult [here](http://www.comcas.org/Program/AuthorsInstructions.aspx) ([www.comcas.org/Program/AuthorsInstructions.aspx](http://www.comcas.org/Program/AuthorsInstructions.aspx)) for the specific date. The COMCAS 2019 Editorial Staff has the right to reject all papers submitted after this date.**

### 1. Manuscript Submission

Manuscripts must be submitted as a two to six page PDF document with supporting graphics and data, conforming to the COMCAS 2019 full paper format. Authors of accepted Summaries are requested to submit a final Manuscript conforming to the COMCAS 2019 full paper template. This manuscript will be published in the IEEE COMCAS 2019 Proceedings, which will be made available through the *IEEE Xplore*<sup>®</sup> Digital Library. Even if you had chosen to submit your original Summary in the format of a full paper, ***you still must submit a full Manuscript following the instructions herein.***

Please note the following requirements:

1. Submit all Manuscripts to the COMCAS 2019 Manuscript Submission Web Site (link below) for publication as a full paper or poster. Authors desiring to submit more than one Manuscript must repeat the Manuscript submission process for each paper.
2. File format must be PDF. This will be the only format accepted. ***ALL FILES MUST BE GENERATED THROUGH PDF eXpress due to the stringent format requirements of IEEE Xplore.***
3. Limit the submitted document to 20-Megabyte file size, 2 to 6 pages in length. *These limits will be strictly enforced.* Papers of fewer than 2 pages will be rejected.
4. Be sure to supply all requested information in the Manuscript submission process (link provided below). Much of this information should be carried over from when you submitted your Summary.
5. Manuscripts must be written in English.
6. Manuscripts may be submitted in one or two column format.
7. Manuscripts title, authors, and their affiliations should be clearly stated at the beginning of the document text.
8. All submitted Manuscripts will be reviewed by the COMCAS Technical Program Committee to determine conformance to the conference document format and quality.

Nonconforming Manuscripts, or those that are deemed of poor quality, will be sent back to the authors for revision.

9. COMCAS 2019 will not accept plagiarized content. This includes re-used content from an author's prior publication in a journal, conference proceeding, or earlier COMCAS event.
10. At least one author will attend COMCAS 2019 and present the paper or poster

#### Additional Information for Manuscript Submission

- At least one presenter from each accepted contribution must register for the COMCAS 2019 Conference in order to be included in the final program. Their full manuscript must likewise have been uploaded into the submission system for publication.
- Expenses for travel and attendance including registration fee, are the responsibility of each presenter.

## 2. How to Submit your Final Manuscript

A complete submission requires the following actions:

1. Create, proof read, and check the layout of your final Manuscript. Links to templates providing guidance on the full paper layout are provided in the Authors Instructions page of the COMCAS Website.
2. Convert your document to a PDF file using PDF eXpress (described below). Even if your file is already in PDF format, you should still run it through PDF eXpress to ensure proper font, graphics embedding, and other details are compatible with IEEE Xplore.
3. Go to the COMCAS 2019 Manuscript Submission page (see below) to input the required information and upload your Manuscript.

**All of these actions must be completed prior to the Manuscript submission deadline of mid-September 2019 (deadline will be posted on the COMCAS website).**

## 3. Step-by-Step Instructions for Manuscript Submission

**NOTE:** If you are submitting more than one paper, you will need to repeat the submission process for each paper.

**Step 1.** Prepare your Manuscript using the templates provided [here](http://www.comcas.org/Program/AuthorsInstructions.aspx) ([www.comcas.org/Program/AuthorsInstructions.aspx](http://www.comcas.org/Program/AuthorsInstructions.aspx)). Templates for Word and instructions for Latex are provided on this page.

**Step 2.** Convert your paper to PDF. This should be done using PDF eXpress. To do this, log into the IEEE PDF eXpress site [here](http://www.pdf-express.org) ([www.pdf-express.org](http://www.pdf-express.org)):

First-time PDF eXpress users should do the following:

1. Select the New Users - Click Here link.
2. Enter the following:
  - **44984X** for the Conference ID
  - your email address
  - a password

An Online confirmation will be displayed and an email confirmation will be sent verifying your account setup.

Previous users of PDF eXpress should simply enter the same password that was used for previous conferences; however, note that this password is not necessarily the same as what you have used for EDAS (which is a completely different system). Verify that your contact information is valid. You might be asked for a new password for this conference.

If you are a new user or returning user to PDF eXpress:

1. Continue to enter information as prompted, including the upload of your paper (Word or PDF).
2. Once completed, PDF eXpress will return the PDF of your Manuscript to you via email. If there are problems in converting or checking your manuscript, the email will explain such problems.

IT IS HIGHLY RECOMMENDED THAT AUTHORS SUBMIT THEIR MANUSCRIPT TO PDF EXPRESS, EVEN IF THEY ALREADY HAVE GENERATED A PDF FILE FOR THEIR MANUSCRIPT. IEEE XPLORE HAS DEMANDING DOCUMENT REQUIREMENTS, AND THE EDAS SYSTEM WILL RIGOROUSLY CHECK TO MAKE SURE THE XPLORE REQUIREMENTS ARE MET. USE OF PDF EXPRESS WILL SAVE YOU CONSIDERABLE TIME IN AVOIDING DOCUMENT FORMATTING PROBLEMS.

If you run into difficulties with PDF eXpress, contact [IEEE Support](https://supportcenter.ieee.org/app/answers/list/p/12) (<https://supportcenter.ieee.org/app/answers/list/p/12>). Type PDF EXPRESS into the search box. Most questions can be answered here, but if your problem persists, contact IEEE by hitting the "Submit a Question" button. PDF EXPRESS IS MANAGED BY THE IEEE. NEITHER COMCAS STAFF NOR EDAS IS QUALIFIED FOR ANSWERING QUESTIONS CONCERNING THIS SITE.

### **Step 3.** Uploading your Manuscript

Manuscript Submissions are handled through the Editor's Assistant (EDAS) Website. To submit your Manuscript, please follow the steps below.

Go to the EDAS system page for COMCAS 2019 by going to the following link:

<https://edas.info/N23120>

This link should bring you to a page that looks like this:




Once you are at this site, simply enter the login information that you had already used to submit your Summary. **DO NOT CREATE A NEW ACCOUNT.** If you forgot your password, click the icon for resetting your password. If you have persistent problems in accessing EDAS, please contact EDAS at [help@edas-help.com](mailto:help@edas-help.com).




































**Step 4.** Go to your Paper Information page.

This is found by going to the top menu My... then clicking "My papers". Your paper's information will then show on the Paper Information screen, as shown below.

**At this point you can enter any modifications to the author information.** This includes addition and dropping of authors, changes of their affiliations, etc. For example, to add authors click the cross icon (circled in red) next to Authors, then enter the revised information starting with the new author's email. Changes to existing author information occur through clicking the Edit icon (box with a pencil) next to each author name.


# (1570342687): Here Is A Test Paper for COMCAS



Property	Change Add	Value																														
Conference and track		2017 IEEE International Conference on Microwaves, Antennas, Communications and Electronic Systems (COMCAS) - Antennas, Propagation, and Scattering																														
Authors		<table border="1"> <thead> <tr> <th>Name</th> <th>ID</th> <th>Edit</th> <th>Flag</th> <th>Affiliation (edit for paper)</th> <th>Email</th> <th>Country</th> <th>Email</th> <th>Move authors</th> <th>Delete</th> </tr> </thead> <tbody> <tr> <td>John Doe</td> <td>1470678</td> <td></td> <td></td> <td>University of the East, USA</td> <td>b8657368ep+120@gmail.com</td> <td>USA</td> <td></td> <td></td> <td></td> </tr> <tr> <td>Mary Smith</td> <td>1470681</td> <td></td> <td></td> <td>University of the North, USA</td> <td>b8657368ep+121@gmail.com</td> <td>USA</td> <td></td> <td></td> <td></td> </tr> </tbody> </table>	Name	ID	Edit	Flag	Affiliation (edit for paper)	Email	Country	Email	Move authors	Delete	John Doe	1470678			University of the East, USA	b8657368ep+120@gmail.com	USA				Mary Smith	1470681			University of the North, USA	b8657368ep+121@gmail.com	USA			
Name	ID	Edit	Flag	Affiliation (edit for paper)	Email	Country	Email	Move authors	Delete																							
John Doe	1470678			University of the East, USA	b8657368ep+120@gmail.com	USA																										
Mary Smith	1470681			University of the North, USA	b8657368ep+121@gmail.com	USA																										
Title		Here Is A Test Paper for COMCAS																														
Abstract		This is a test paper for COMCAS.																														
Keywords		test; EDAS system																														
Presentation Preference		Oral																														
Topics		Smart Antennas, Beamforming and MIMO																														
Presenter(s)		presenter not specified																														
Session		(not yet assigned)																														
DOI																																
Appears in proceedings?		no: not assigned to session																														
Status		Accepted  Notification email sent August 1, 2017 06:38:47 UTC.																														

**Step 5.** Upload the full Manuscript.

Scroll down further on your Paper Information page until you see the entry below:



Click the cloud icon (shown circled in red above), then follow the paper upload instructions. REMEMBER TO HAVE COMPLETED THE PDF EXPRESS PROCESS DESCRIBED ABOVE BEFORE UPLOADING YOUR MANUSCRIPT.

**Step 6.** Sign IEEE Copyright Release Form.

This process is built into the EDAS system, and brings you to an IEEE site that guides you for submitting the copyright information. Scroll down your Paper Information page to the following line:



Click the cross icon on the Copyright line as shown above. This brings you to the following page:

## Record copyright form for #1570348517: *Implementing efficient paths in IoT architecture*



Click on the button below to visit the IEEE web site that allows you to submit your copyright form electronically.

IEEE Copyright Submission

File name for scanned copyright form

Choose File No file chosen

Special copyright stamp

Record copyright

Click the button "IEEE Copyright Submission" and you will be brought to the IEEE Copyright Form submission page, shown as follows:



The screenshot shows the IEEE Publication Agreement submission page. At the top, there is a navigation bar with links to IEEE.org, IEEE Xplore Library, IEEE Standards, and IEEE Spectrum. The main heading is "IEEE Publication Agreement" with a progress indicator showing 5 steps, with step 1 highlighted. Below the heading is a "Welcome" message and a list of steps: STEP 1: Confirm article information, STEP 2: Confirm article originality and signing authority, STEP 3: Select the appropriate publishing agreement, STEP 4: Sign the publication agreement, and STEP 5: Download the signed publication agreement. A "Start" button is visible at the bottom right. On the right side, there is a "Select Language" dropdown menu and a "About signing this agreement" section with text explaining the digital signature process.

Follow the steps and enter the information as requested. During this process, a page will come up asking if your paper was authored and is presented by employees of the US or UK Government; please check the appropriate box. When you complete the IEEE Copyright page, you then return to the EDAS page. The button "File name for scanned copyright form" is available for those authors who wish to have a copy of the filled out IEEE Copyright Release form stored on their computer (ignore the Special Copyright Stamp button).

### Step 7. Completing the submission and making further changes.

The above steps complete the Manuscript Submission process. At this point you may click the drag down menu item "Logout" from the top-level Home menu item.

If you need to return to the Submission Management page, simply log into your account at <https://edas.info/N23120> and select the appropriate menu item. You can resubmit your Manuscript document (if you made changes to it), add authors,

change author information, etc. Resubmit your Manuscript document by clicking the cloud icon.

If you need additional information about the EDAS system, please refer to the following links:

<https://edas.info/doc/newUser.html>

<https://edas.info/doc/authors.html>

**NOTE: Registration to attend and present at COMCAS 2019 is handled through the registration process on the COMCAS 2019 website [www.comcas.org](http://www.comcas.org). Conference registration is NOT handled through EDAS for this conference.**

In conclusion, we hope that you find the submission process easy. We look forward to seeing you at COMCAS 2019!

Best Regards,

Amir Boag, *Technical Program Chair, COMCAS2019 Technical Program Committee*

Ben Epstein, *Publications Chair, COMCAS2019*

Shmuel Auster, *Conference Chair, COMCAS2019*